


What to do if you get a hole in your silk gauze




I had this very thing happen to me while stitching my Ocean runner. The hole was made by the thumbtack that I used to secure the gauze to the frame (completely forgetting to make sure I didn't put tacks in the stitching area). So, what do I do in this situation?


I felt that this would be something others would want to know as well, so I decided to write about my solution. Luckily, all is not lost and there is a very easy fix for it.

I apologize for the slight blurriness of


the images, they looked in focus when I took them and now the hole is fixed, I can't re-take them.



1. First, cut yourself a small piece of gauze that is large enough to hold onto but small enough that it doesn't take up too much room on your project. My tiny piece of gauze was determined by the amount of space I had left to stitch on my project, which wasn't much as you can see in the photo below. If you would like to cut the gauze larger you may do so, then trim it smaller on the back once you have covered the hole.



2. Place the small piece of gauze on the back of your work so that it covers the hole. Hold in place carefully while you turn the project over.



3. While still holding the small patch of gauze in place on the back, make sure your holes are lined up and begin to stitch the area, going through both the project and the small piece of gauze. This will secure your patch to the back of your project. Continue stitching through both layers until you have completely covered the patch. You will find that you are able to place your stitches properly, despite the hole and, when finished, you won't see the patch anymore. The patch doesn't add significant thickness to your project and is virtually invisible once you have finished stitching the area.

I have also tried putting a patch on the front to see how that went. You can easily see the patch while stitching it (which is a bonus) but once I was done covering it, I could still see a bit of the ends of the silk gauze strands sticking out and these were hard (virtually impossible) to cover up. Therefore, I prefer to have the patch on the back of my work.

Hope this helps,

Yvette